

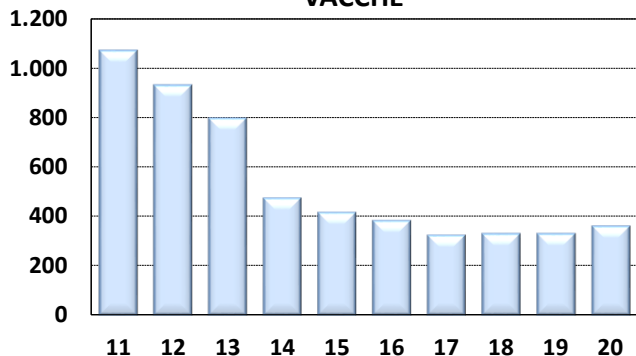


Medie Produzioni Latte/Grasso/Proteine Vacche Razza Frisona Controllate 2020

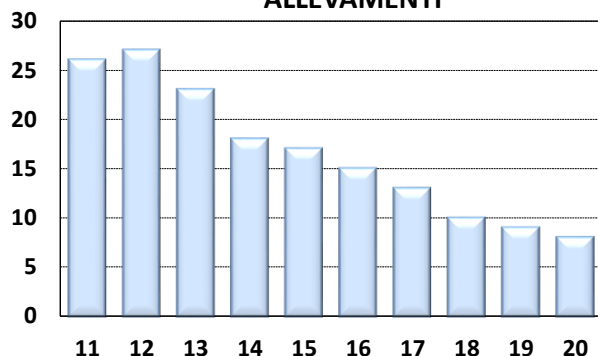
ASCOLI PICENO

ANNO	CONSISTENZA		TREND FENOTIPICO			VACCHE x ALLEVAMENTO
	ALLEVAMENTI	VACCHE	LATTE KG	GRASSO %	PROTEINE %	
2011	26	1.069	6.951	3,49	3,29	41
2012	27	928	6.982	3,42	3,27	34
2013	23	794	6.921	3,44	3,28	35
2014	18	469	6.738	3,47	3,26	26
2015	17	411	7.083	3,46	3,25	24
2016	15	378	7.154	3,47	3,23	25
2017	13	319	7.404	3,54	3,27	25
2018	10	325	7.519	3,35	3,14	33
2019	9	325	8.158	3,41	3,17	36
2020	8	356	7.823	3,54	3,29	45

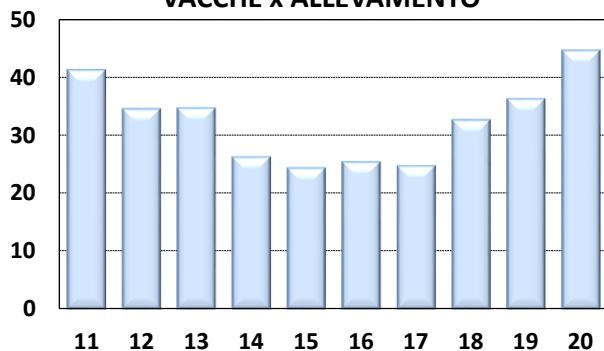
VACCHE



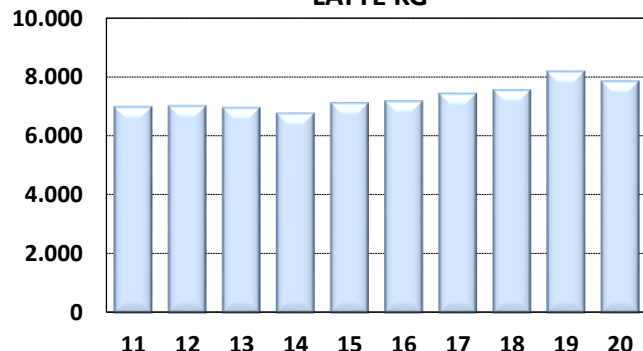
ALLEVAMENTI



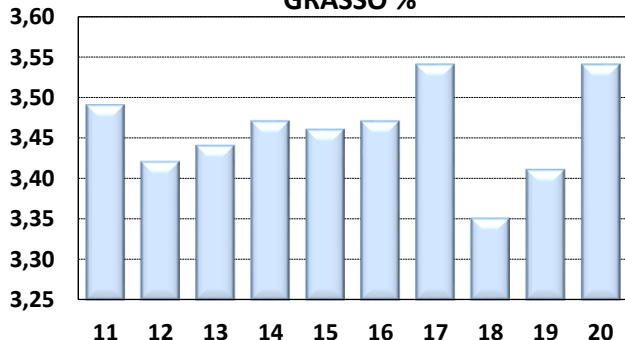
VACCHE x ALLEVAMENTO



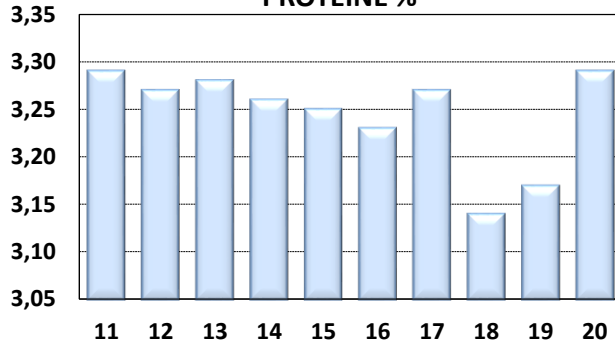
LATTE KG



GRASSO %



PROTEINE %



I DATI DEI CONTROLLI (PESO SU PESO) DIFFERISCONO DAI DATI DI CONSEGNA (PESO SU VOLUME) DI 0,3%. PER IL 2019 LE RELATIVE PERCENTUALI SONO: GRASSO % 3,65 PROTEINE % 3,39