

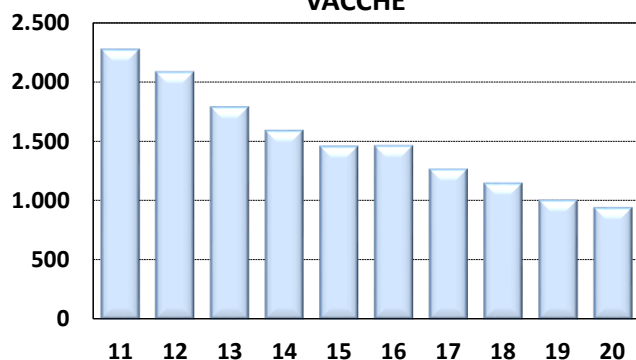


Medie Produzioni Latte/Grasso/Proteine Vacche Razza Frisona Controllate 2020

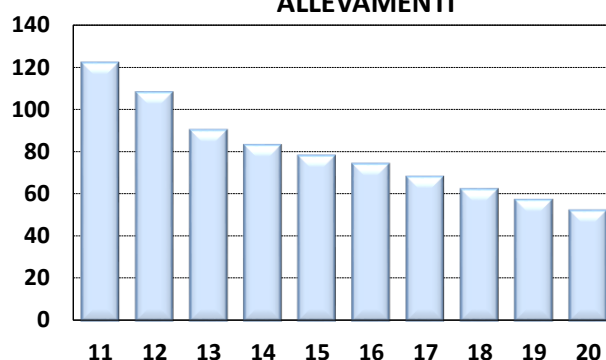
L'AQUILA

ANNO	CONSISTENZA		TREND FENOTIPICO			VACCHE x ALLEVAMENTO
	ALLEVAMENTI	VACCHE	LATTE KG	GRASSO %	PROTEINE %	
2011	122	2.268	5.487	3,67	3,23	19
2012	108	2.077	5.725	3,64	3,24	19
2013	90	1.781	5.880	3,65	3,21	20
2014	83	1.583	5.881	3,55	3,15	19
2015	78	1.450	6.091	3,55	3,17	19
2016	74	1.455	6.319	3,60	3,22	20
2017	68	1.258	6.298	3,65	3,23	19
2018	62	1.139	6.714	3,75	3,28	18
2019	57	996	6.695	3,65	3,25	17
2020	52	930	6.857	3,65	3,27	18

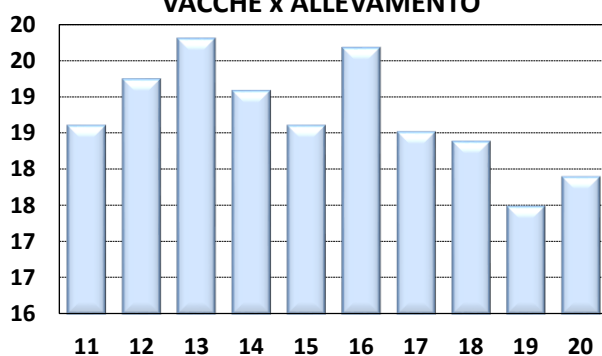
VACCHE



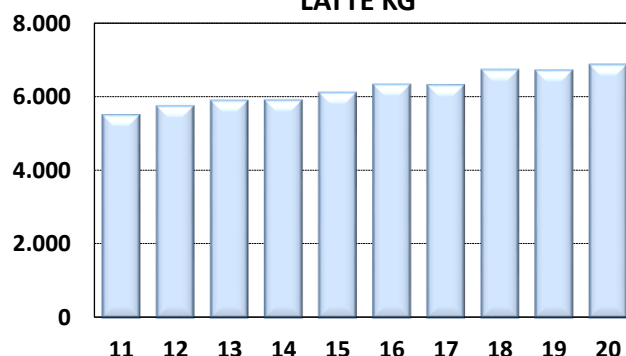
ALLEVAMENTI



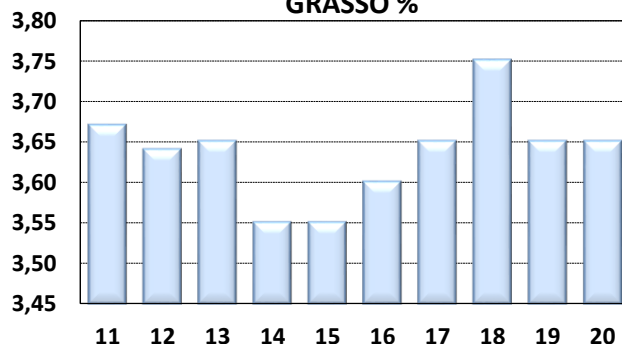
VACCHE x ALLEVAMENTO



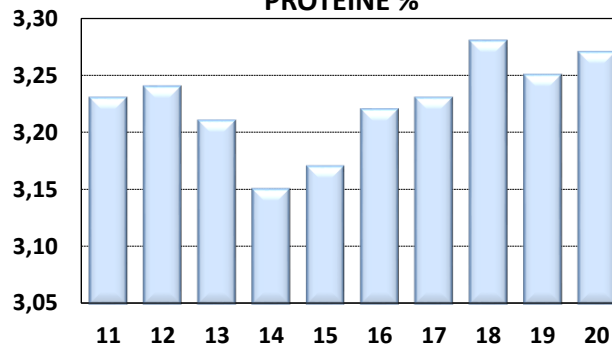
LATTE KG



GRASSO %



PROTEINE %



I DATI DEI CONTROLLI (PESO SU PESO) DIFFERISCONO DAI DATI DI CONSEGNA (PESO SU VOLUME) DI 0,3%. PER IL 2019
LE RELATIVE PERCENTUALI SONO: GRASSO % 3,76 PROTEINE % 3,37