

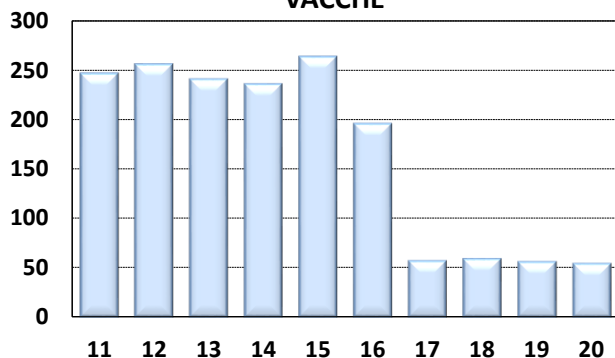


Medie Produzioni Latte/Grasso/Proteine Vacche Razza Frisona Controllate 2020

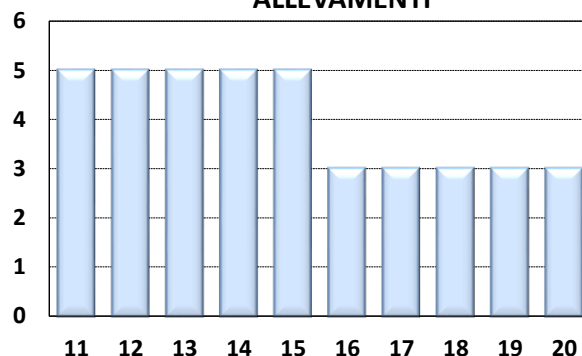
AREZZO

ANNO	CONSISTENZA		TREND FENOTIPICO			VACCHE x ALLEVAMENTO
	ALLEVAMENTI	VACCHE	LATTE KG	GRASSO %	PROTEINE %	
2011	5	246	8.356	3,76	3,34	49
2012	5	255	8.189	3,78	3,34	51
2013	5	240	8.175	3,80	3,31	48
2014	5	235	7.824	3,73	3,32	47
2015	5	263	7.955	3,57	3,25	53
2016	3	195	8.251	3,30	3,37	65
2017	3	56	7.474	3,01	3,39	19
2018	3	58	7.685	3,27	3,51	19
2019	3	55	7.982	3,10	3,52	18
2020	3	53	7.776	3,46	3,52	18

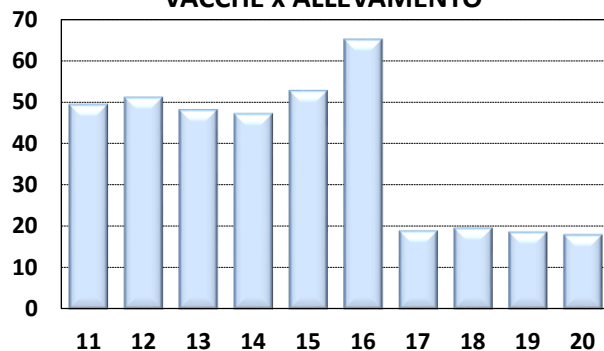
VACCHE



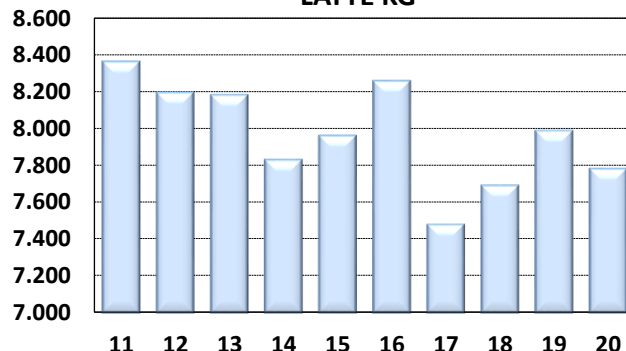
ALLEVAMENTI



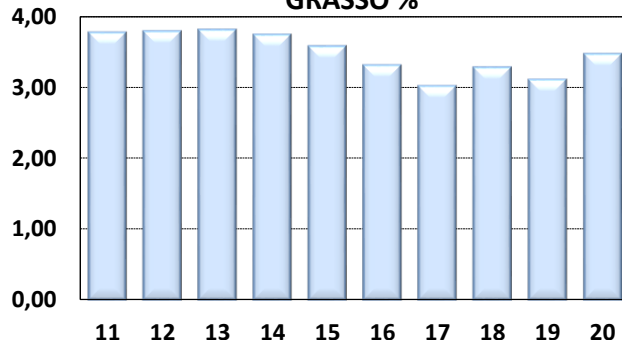
VACCHE x ALLEVAMENTO



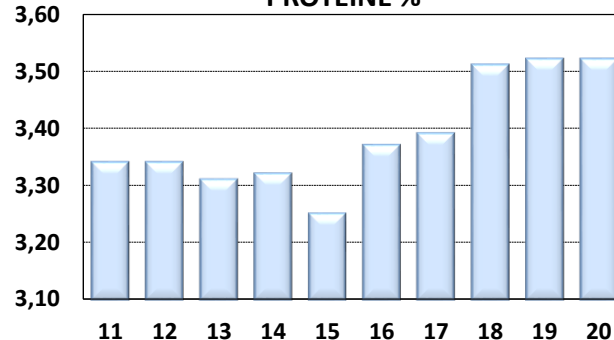
LATTE KG



GRASSO %



PROTEINE %



I DATI DEI CONTROLLI (PESO SU PESO) DIFFERISCONO DAI DATI DI CONSEGNA (PESO SU VOLUME) DI 0,3%. PER IL 2019
LE RELATIVE PERCENTUALI SONO: GRASSO % 3,56 PROTEINE % 3,63