

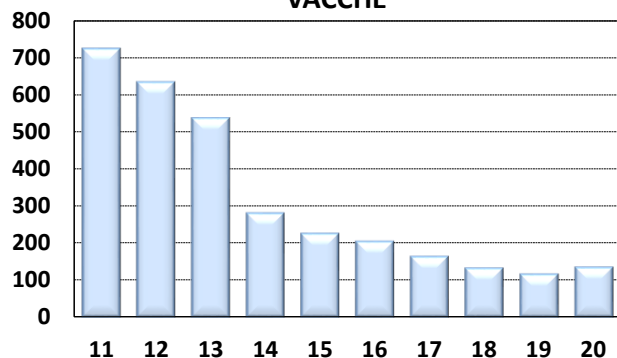


Medie Produzioni Latte/Grasso/Proteine Vacche Razza Frisona Controllate 2020

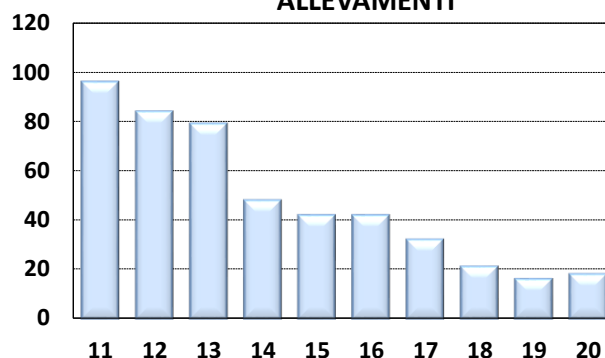
AVELLINO

ANNO	CONSISTENZA		TREND FENOTIPICO			VACCHE x ALLEVAMENTO
	ALLEVAMENTI	VACCHE	LATTE KG	GRASSO %	PROTEINE %	
2011	96	723	5.134	3,54	3,25	8
2012	84	633	5.036	3,56	3,24	8
2013	79	536	5.245	3,59	3,21	7
2014	48	278	4.907	3,60	3,07	6
2015	42	223	4.901	3,65	3,12	5
2016	42	202	5.031	3,53	3,12	5
2017	32	161	5.216	3,56	3,17	5
2018	21	129	4.920	3,62	3,14	6
2019	16	113	5.021	3,67	3,22	7
2020	18	132	6.549	3,59	3,20	7

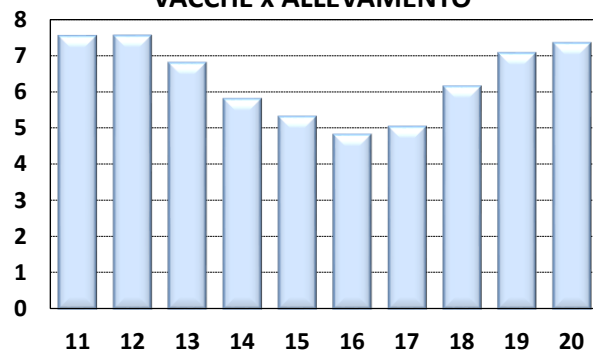
VACCHE



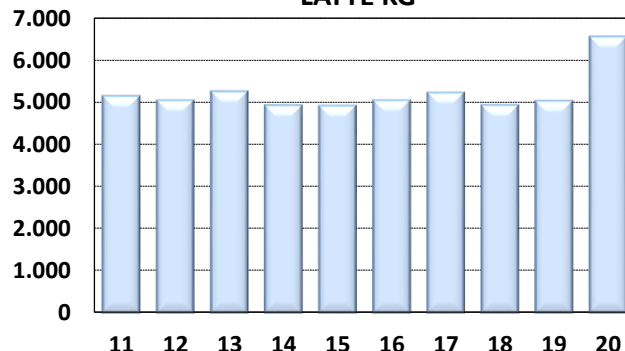
ALLEVAMENTI



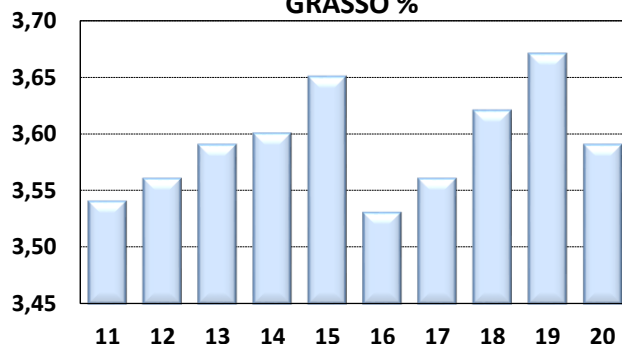
VACCHE x ALLEVAMENTO



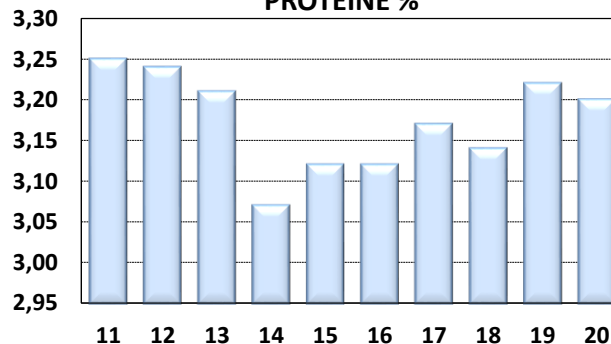
LATTE KG



GRASSO %



PROTEINE %



I DATI DEI CONTROLLI (PESO SU PESO) DIFFERISCONO DAI DATI DI CONSEGNA (PESO SU VOLUME) DI 0,3%. PER IL 2019
LE RELATIVE PERCENTUALI SONO: GRASSO % 3,70 PROTEINE % 3,30