

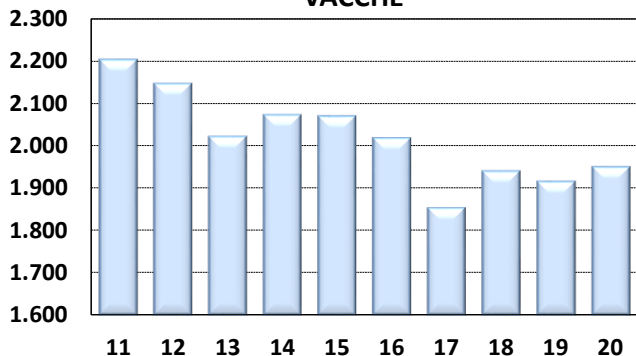


Medie Produzioni Latte/Grasso/Proteine Vacche Razza Frisona Controllate 2020

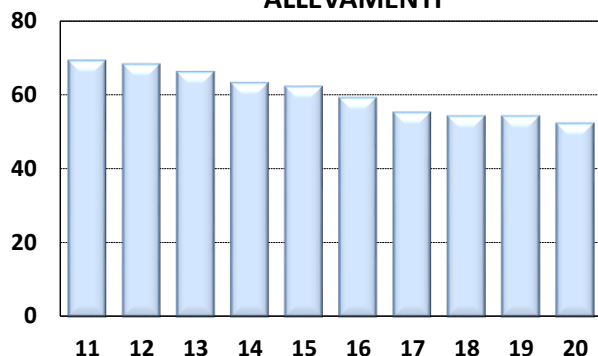
BELLUNO

ANNO	CONSISTENZA		TREND FENOTIPICO			VACCHE x ALLEVAMENTO
	ALLEVAMENTI	VACCHE	LATTE KG	GRASSO %	PROTEINE %	
2011	69	2.202	9.064	3,64	3,31	32
2012	68	2.145	9.020	3,68	3,34	32
2013	66	2.020	9.036	3,65	3,28	31
2014	63	2.071	9.084	3,72	3,28	33
2015	62	2.068	9.234	3,77	3,24	33
2016	59	2.016	9.374	3,94	3,26	34
2017	55	1.851	9.328	3,83	3,27	34
2018	54	1.938	9.774	3,96	3,27	36
2019	54	1.913	9.683	3,85	3,29	35
2020	52	1.948	9.883	3,82	3,32	37

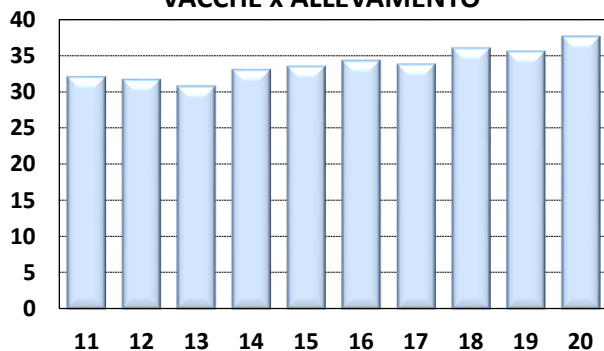
VACCHE



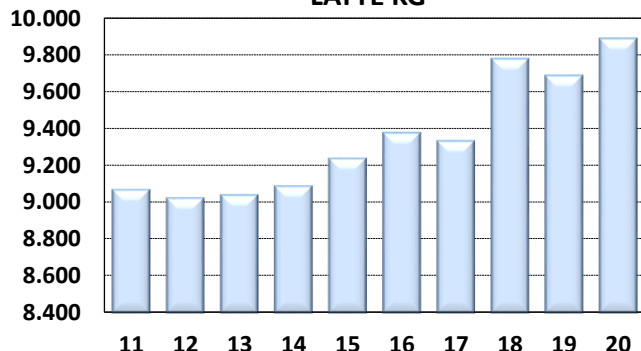
ALLEVAMENTI



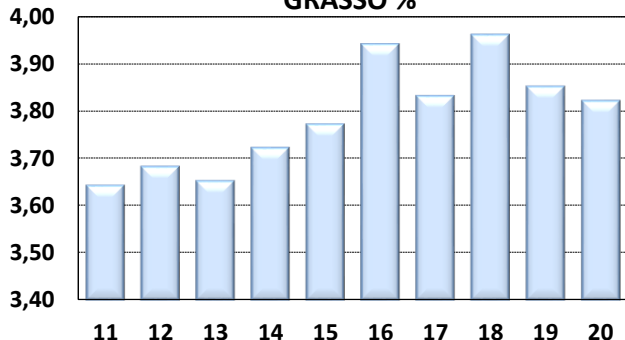
VACCHE x ALLEVAMENTO



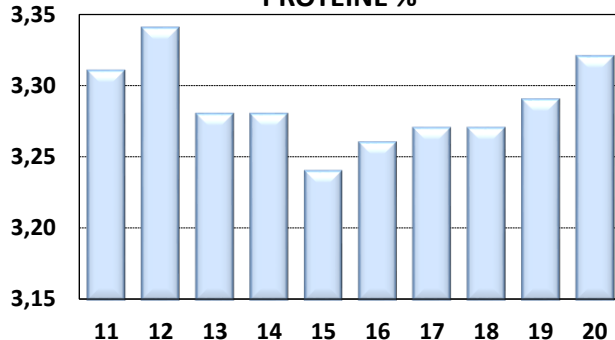
LATTE KG



GRASSO %



PROTEINE %



I DATI DEI CONTROLLI (PESO SU PESO) DIFFERISCONO DAI DATI DI CONSEGNA (PESO SU VOLUME) DI 0,3%. PER IL 2019 LE RELATIVE PERCENTUALI SONO: GRASSO % 3,93 PROTEINE % 3,42