

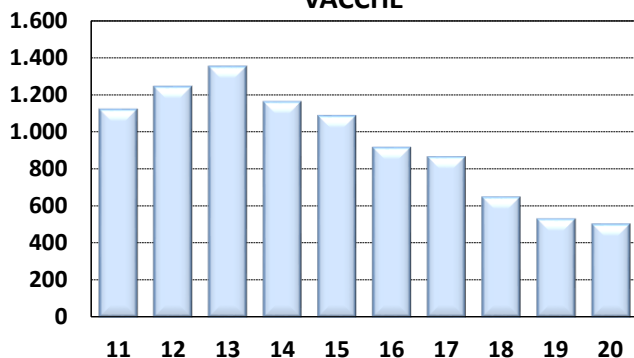


# Medie Produzioni Latte/Grasso/Proteine Vacche Razza Frisona Controllate 2020

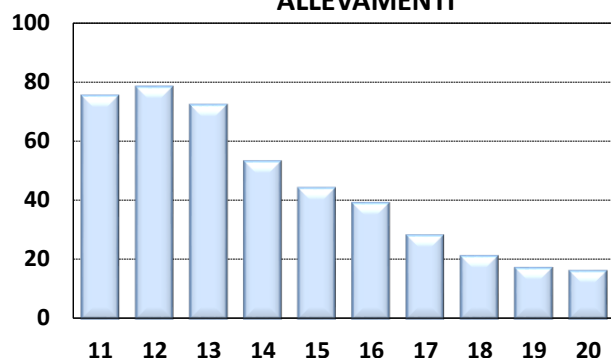
## BENEVENTO

ANNO	CONSISTENZA		TREND FENOTIPICO			VACCHE x ALLEVAMENTO
	ALLEVAMENTI	VACCHE	LATTE KG	GRASSO %	PROTEINE %	
2011	75	1.115	7.309	3,49	3,25	15
2012	78	1.239	7.460	3,59	3,27	16
2013	72	1.348	7.346	3,56	3,26	19
2014	53	1.157	7.423	3,54	3,24	22
2015	44	1.081	7.698	3,62	3,25	25
2016	39	910	8.177	3,68	3,24	23
2017	28	859	8.260	3,75	3,26	31
2018	21	642	8.500	4,00	3,36	31
2019	17	524	8.210	4,05	3,37	31
2020	16	496	8.608	4,03	3,38	31

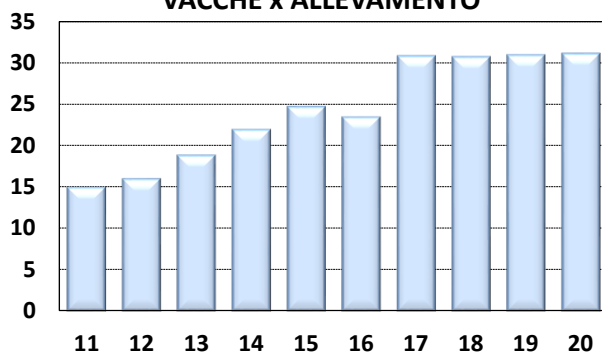
### VACCHE



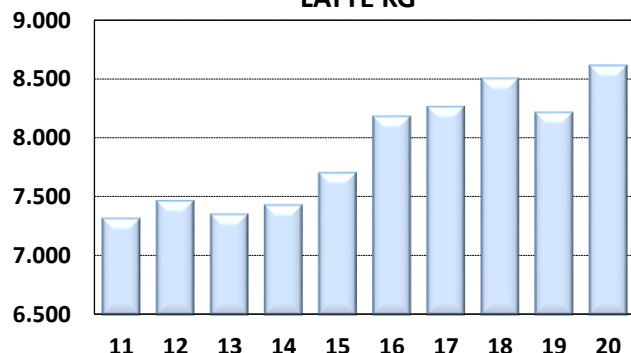
### ALLEVAMENTI



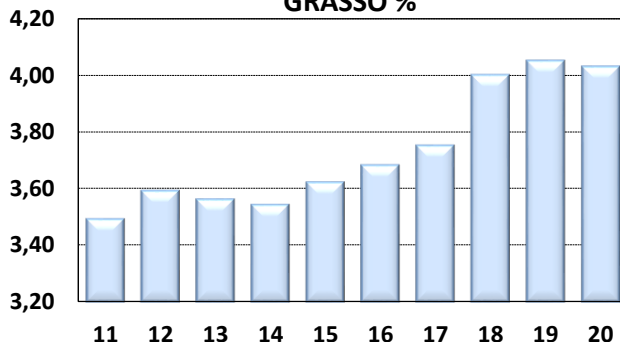
### VACCHE x ALLEVAMENTO



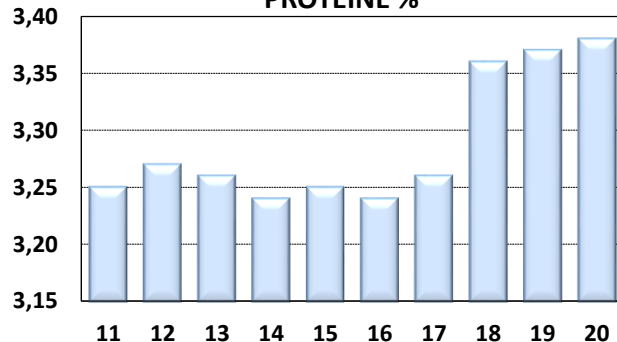
### LATTE KG



### GRASSO %



### PROTEINE %



I DATI DEI CONTROLLI (PESO SU PESO) DIFFERISCONO DAI DATI DI CONSEGNA (PESO SU VOLUME) DI 0,3%. PER IL 2019  
LE RELATIVE PERCENTUALI SONO: GRASSO % 4,15 PROTEINE % 3,48