

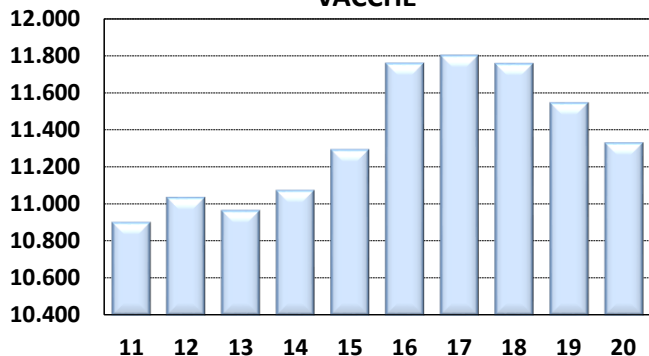


# Medie Produzioni Latte/Grasso/Proteine Vacche Razza Frisona Controllate 2020

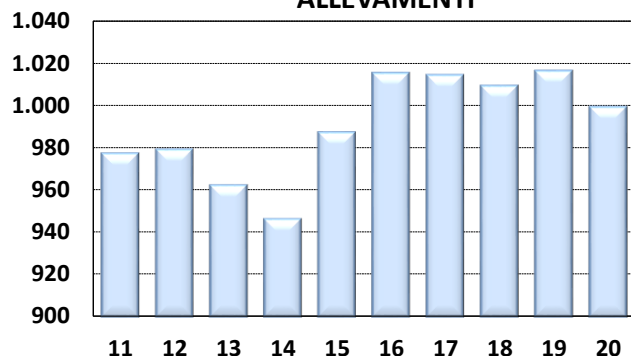
## BOLZANO

ANNO	CONSISTENZA		TREND FENOTIPICO			VACCHE x ALLEVAMENTO
	ALLEVAMENTI	VACCHE	LATTE KG	GRASSO %	PROTEINE %	
2011	977	10.892	8.745	3,98	3,33	11
2012	979	11.028	8.720	4,00	3,33	11
2013	962	10.956	8.596	3,98	3,30	11
2014	946	11.065	8.876	4,00	3,29	12
2015	987	11.286	8.790	3,99	3,28	11
2016	1.015	11.752	9.019	4,03	3,32	12
2017	1.014	11.795	8.953	4,01	3,32	12
2018	1.009	11.751	9.222	4,02	3,33	12
2019	1.016	11.538	9.206	4,05	3,34	11
2020	999	11.321	9.267	4,07	3,35	11

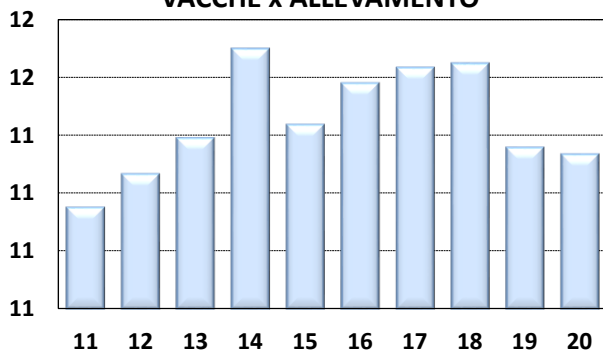
### VACCHE



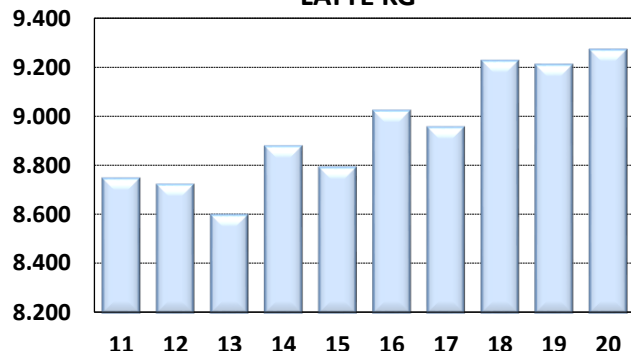
### ALLEVAMENTI



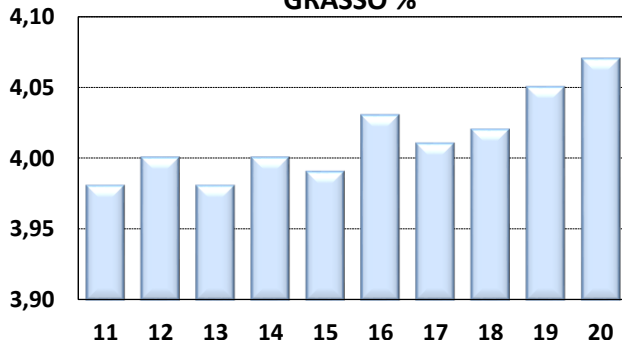
### VACCHE x ALLEVAMENTO



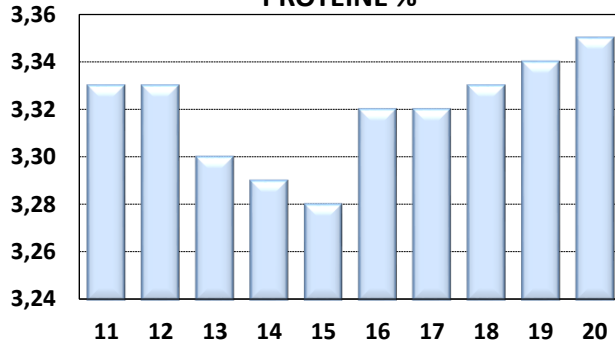
### LATTE KG



### GRASSO %



### PROTEINE %



I DATI DEI CONTROLLI (PESO SU PESO) DIFFERISCONO DAI DATI DI CONSEGNA (PESO SU VOLUME) DI 0,3%. PER IL 2019  
LE RELATIVE PERCENTUALI SONO: GRASSO % 4,19 PROTEINE % 3,45