

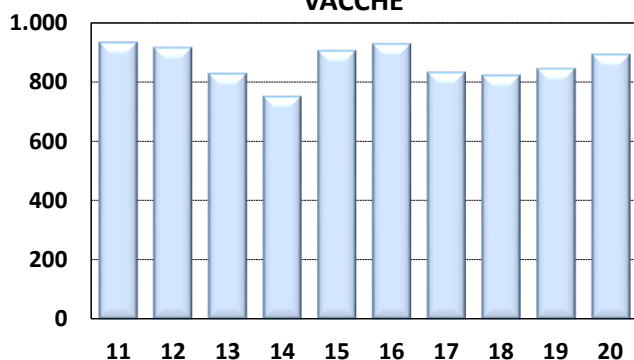


Medie Produzioni Latte/Grasso/Proteine Vacche Razza Frisona Controllate 2020

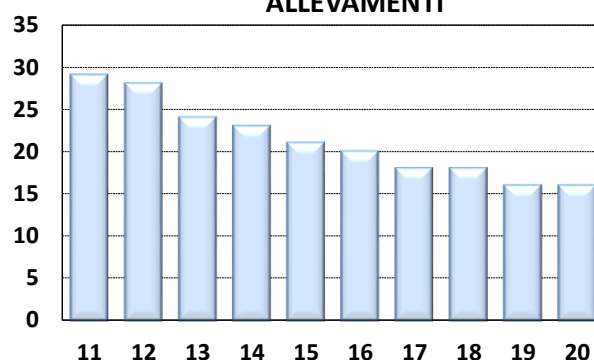
LECCE

ANNO	CONSISTENZA		TREND FENOTIPICO			VACCHE x ALLEVAMENTO
	ALLEVAMENTI	VACCHE	LATTE KG	GRASSO %	PROTEINE %	
2011	29	929	6.743	3,55	3,29	32
2012	28	911	6.817	3,53	3,30	33
2013	24	824	6.630	3,37	3,19	34
2014	23	747	6.445	3,35	3,23	32
2015	21	901	7.004	3,35	3,22	43
2016	20	923	7.540	3,40	3,31	46
2017	18	828	7.766	3,40	3,29	46
2018	18	818	7.910	3,47	3,34	45
2019	16	840	7.300	3,71	3,31	53
2020	16	889	7.731	3,68	3,29	56

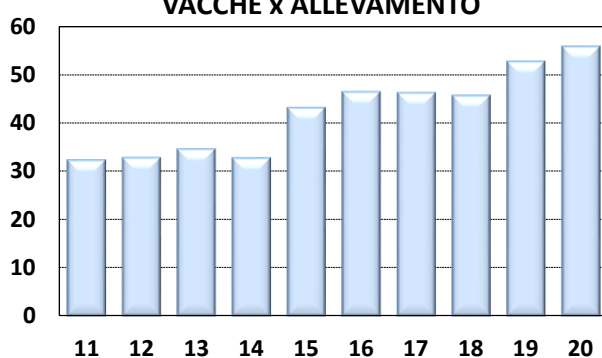
VACCHE



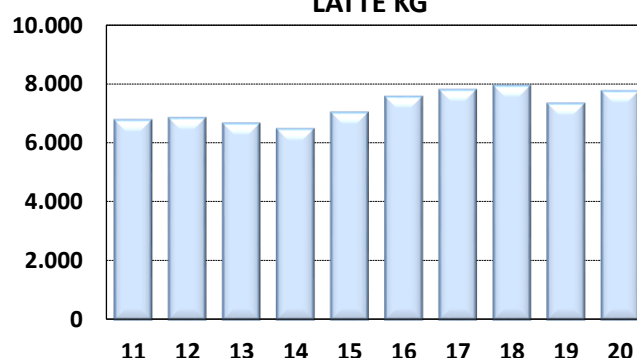
ALLEVAMENTI



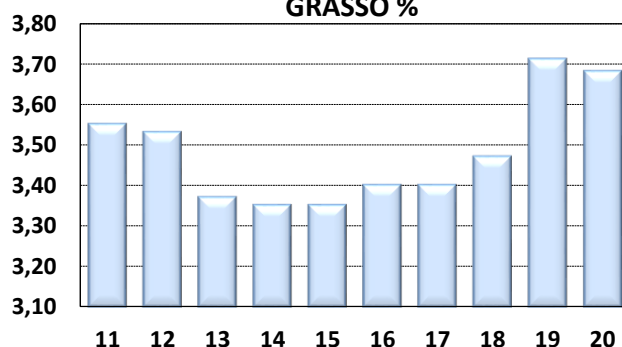
VACCHE x ALLEVAMENTO



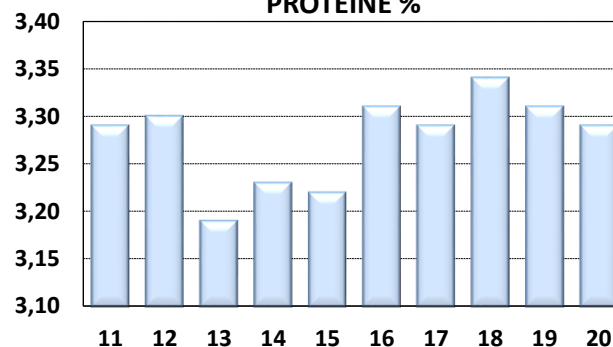
LATTE KG



GRASSO %



PROTEINE %



I DATI DEI CONTROLLI (PESO SU PESO) DIFFERISCONO DAI DATI DI CONSEGNA (PESO SU VOLUME) DI 0,3%. PER IL 2019 LE RELATIVE PERCENTUALI SONO: GRASSO % 3,79 PROTEINE % 3,39