

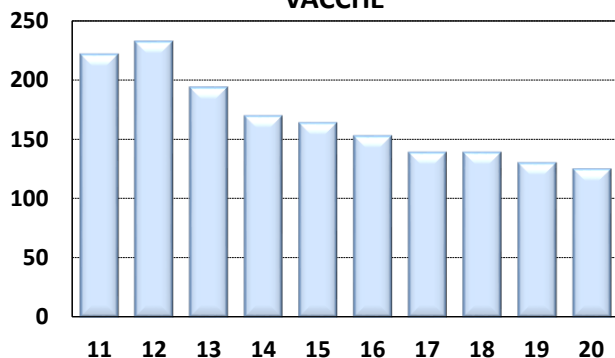


Medie Produzioni Latte/Grasso/Proteine Vacche Razza Frisona Controllate 2020

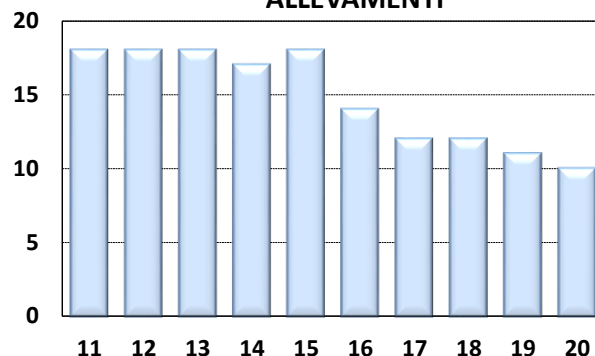
LUCCA

ANNO	CONSISTENZA		TREND FENOTIPICO			VACCHE x ALLEVAMENTO
	ALLEVAMENTI	VACCHE	LATTE KG	GRASSO %	PROTEINE %	
2011	18	221	6.285	3,34	3,31	12
2012	18	232	6.409	3,41	3,26	13
2013	18	193	5.750	3,40	3,20	11
2014	17	169	5.368	3,31	3,11	10
2015	18	163	5.856	3,30	3,22	9
2016	14	152	6.179	3,50	3,19	11
2017	12	138	6.112	3,43	3,17	12
2018	12	138	5.428	3,59	3,17	12
2019	11	129	5.569	3,54	3,19	12
2020	10	124	5.736	3,47	3,26	12

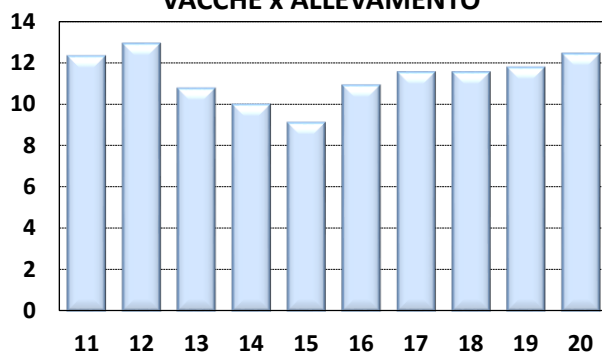
VACCHE



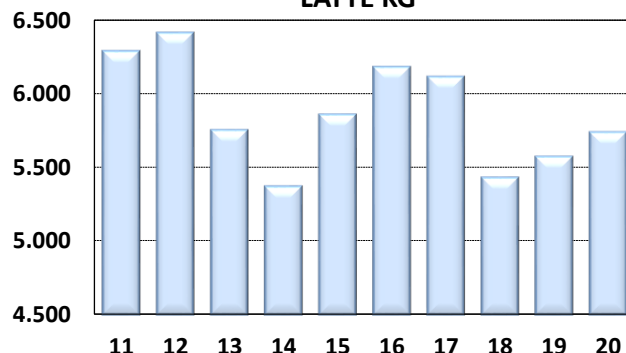
ALLEVAMENTI



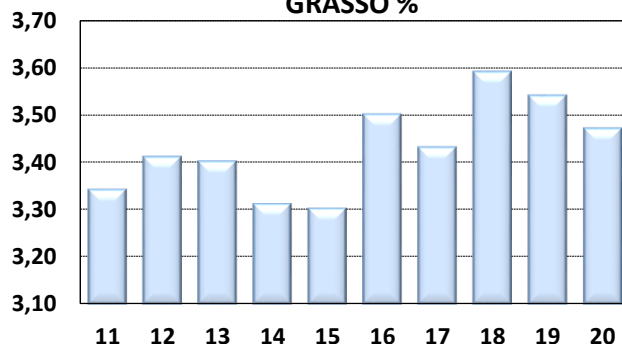
VACCHE x ALLEVAMENTO



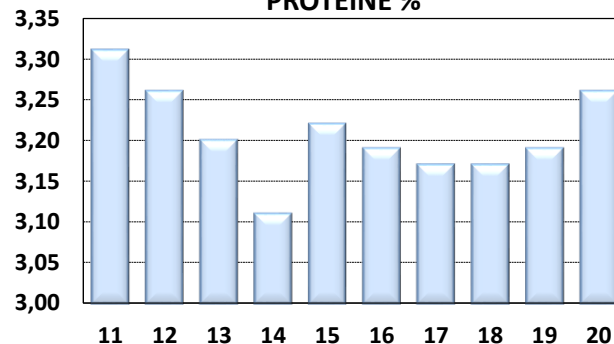
LATTE KG



GRASSO %



PROTEINE %



I DATI DEI CONTROLLI (PESO SU PESO) DIFFERISCONO DAI DATI DI CONSEGNA (PESO SU VOLUME) DI 0,3%. PER IL 2019 LE RELATIVE PERCENTUALI SONO: GRASSO % 3,57 PROTEINE % 3,36