

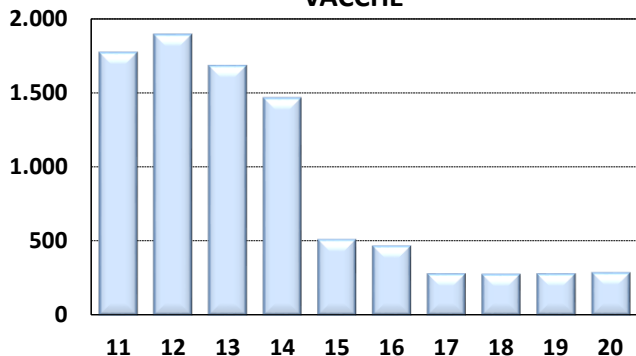


# Medie Produzioni Latte/Grasso/Proteine Vacche Razza Frisona Controllate 2020

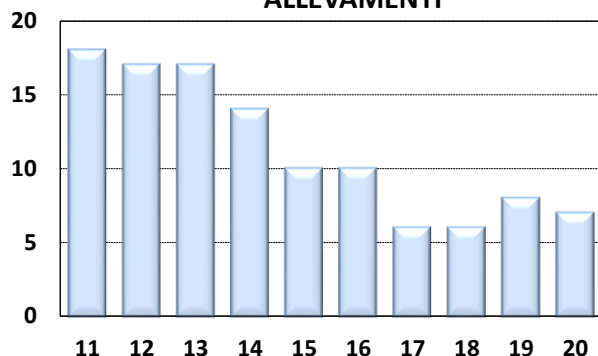
## MACERATA

ANNO	CONSISTENZA		TREND FENOTIPICO			VACCHE x ALLEVAMENTO
	ALLEVAMENTI	VACCHE	LATTE KG	GRASSO %	PROTEINE %	
2011	18	1.765	8.651	3,92	3,30	98
2012	17	1.887	8.700	3,81	3,38	111
2013	17	1.677	8.389	3,88	3,63	99
2014	14	1.459	8.549	3,82	3,46	104
2015	10	502	8.229	3,80	3,20	50
2016	10	459	7.885	3,64	3,27	46
2017	6	269	7.908	3,65	3,27	45
2018	6	268	8.282	3,43	3,17	45
2019	8	269	8.972	3,45	3,21	34
2020	7	279	9.025	3,44	3,24	40

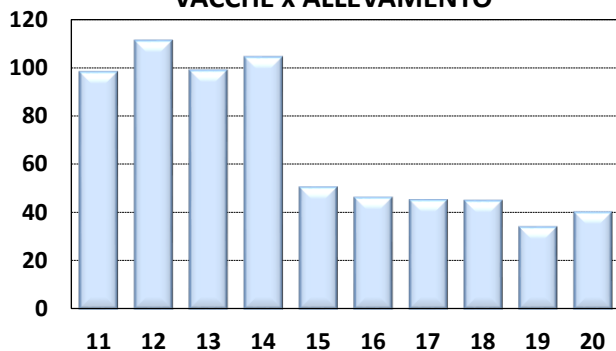
### VACCHE



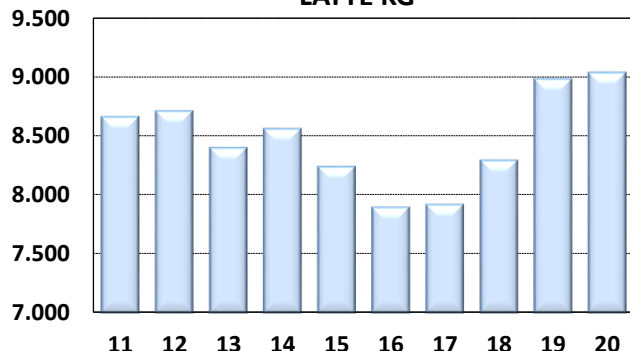
### ALLEVAMENTI



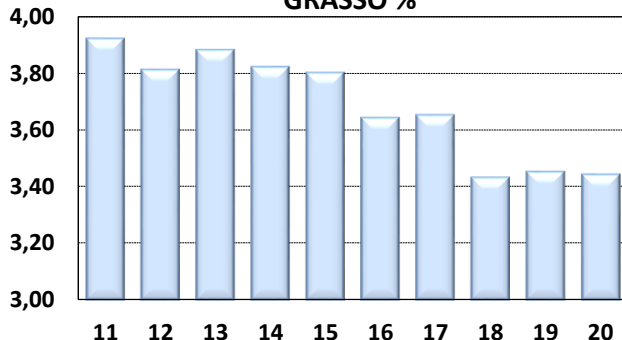
### VACCHE x ALLEVAMENTO



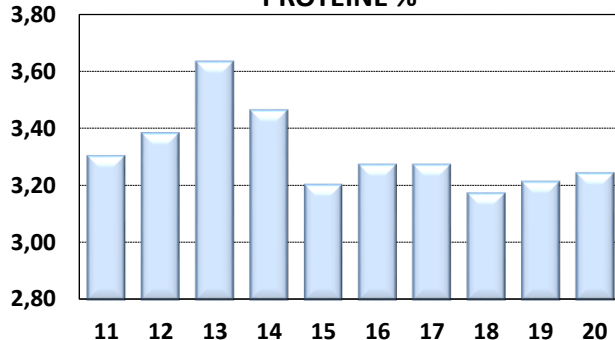
### LATTE KG



### GRASSO %



### PROTEINE %



I DATI DEI CONTROLLI (PESO SU PESO) DIFFERISCONO DAI DATI DI CONSEGNA (PESO SU VOLUME) DI 0,3%. PER IL 2019  
LE RELATIVE PERCENTUALI SONO: GRASSO % 3,54 PROTEINE % 3,34