

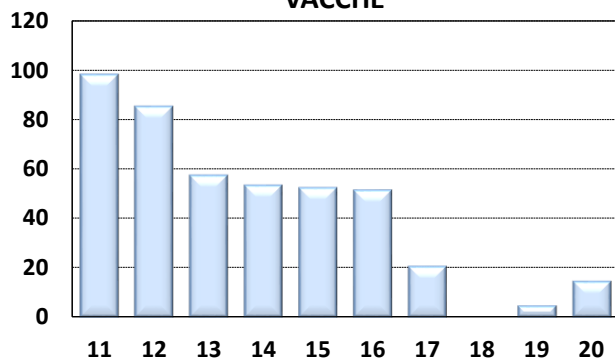


# Medie Produzioni Latte/Grasso/Proteine Vacche Razza Frisona Controllate 2020

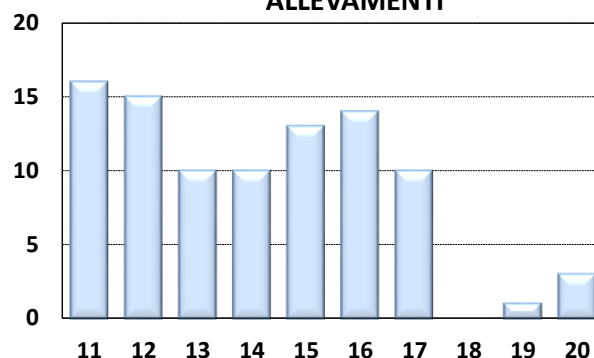
## MESSINA

ANNO	CONSISTENZA		TREND FENOTIPICO			VACCHE x ALLEVAMENTO
	ALLEVAMENTI	VACCHE	LATTE KG	GRASSO %	PROTEINE %	
2011	16	98	5.470	3,51	3,42	6
2012	15	85	5.480	3,55	3,38	6
2013	10	57	6.288	3,76	3,45	6
2014	10	53	5.598	3,67	3,32	5
2015	13	52	5.078	3,45	3,18	4
2016	14	51	4.956	3,48	3,37	4
2017	10	20	5.400	3,29	3,29	2
2018	DATI NON PERVENUTI					
2019	1	4	8.803	3,72	3,01	4
2020	3	14	7.104	3,60	3,34	5

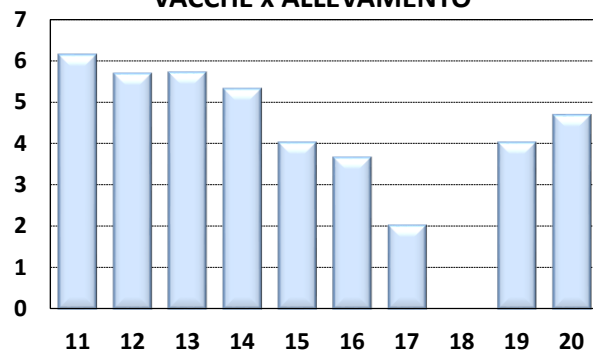
### VACCHE



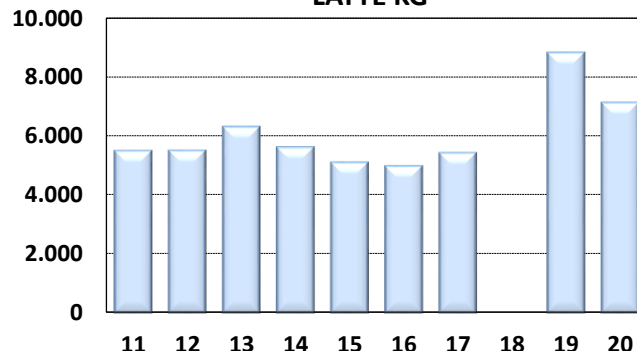
### ALLEVAMENTI



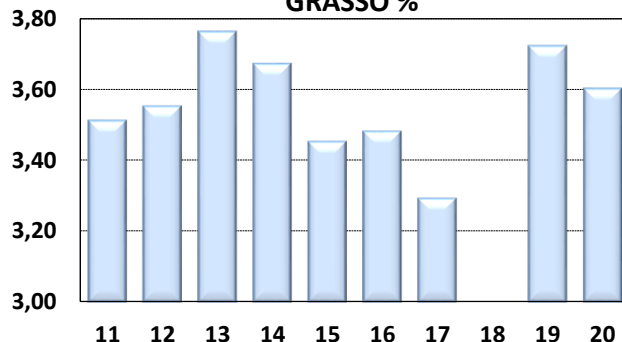
### VACCHE x ALLEVAMENTO



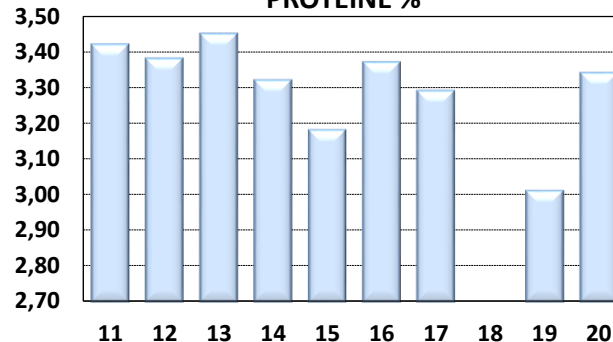
### LATTE KG



### GRASSO %



### PROTEINE %



I DATI DEI CONTROLLI (PESO SU PESO) DIFFERISCONO DAI DATI DI CONSEGNA (PESO SU VOLUME) DI 0,3%. PER IL 2019 LE RELATIVE PERCENTUALI SONO: GRASSO % 3,71 PROTEINE % 3,44