

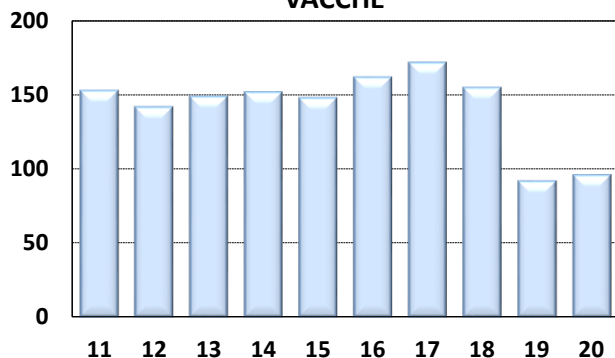


# Medie Produzioni Latte/Grasso/Proteine Vacche Razza Frisona Controllate 2020

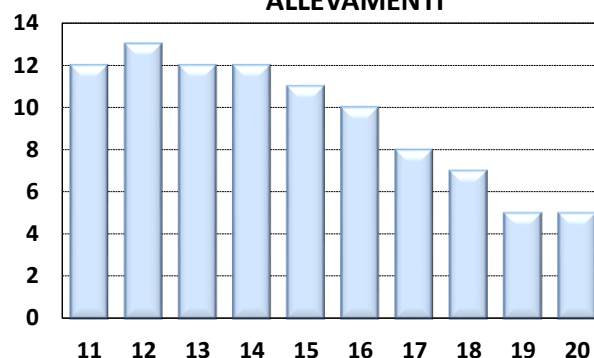
## NUORO

ANNO	CONSISTENZA		TREND FENOTIPICO			VACCHE x ALLEVAMENTO
	ALLEVAMENTI	VACCHE	LATTE KG	GRASSO %	PROTEINE %	
2011	12	152	6.254	3,55	3,24	13
2012	13	141	6.723	3,56	3,22	11
2013	12	148	5.901	3,43	3,09	12
2014	12	151	6.173	3,53	3,17	13
2015	11	147	6.557	3,44	3,16	13
2016	10	161	7.262	3,43	3,16	16
2017	8	171	7.006	3,72	3,32	21
2018	7	154	5.903	3,36	3,34	22
2019	5	91	5.708	3,64	3,35	18
2020	5	95	6.744	3,62	3,30	19

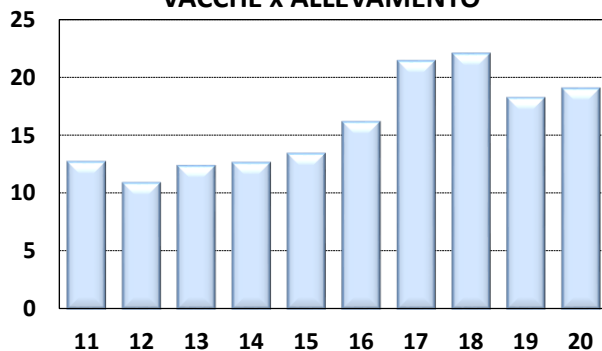
### VACCHE



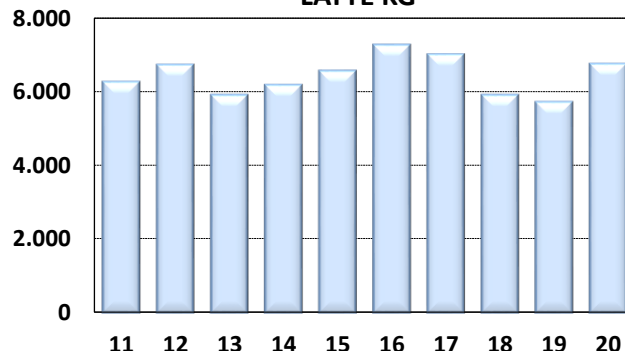
### ALLEVAMENTI



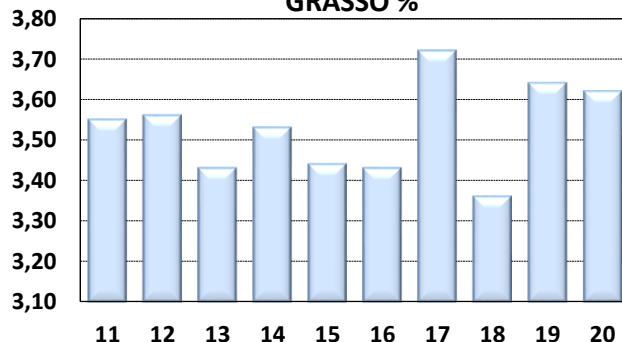
### VACCHE x ALLEVAMENTO



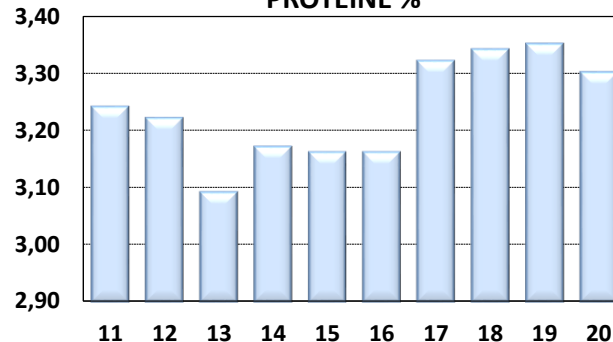
### LATTE KG



### GRASSO %



### PROTEINE %



I DATI DEI CONTROLLI (PESO SU PESO) DIFFERISCONO DAI DATI DI CONSEGNA (PESO SU VOLUME) DI 0,3%. PER IL 2019  
LE RELATIVE PERCENTUALI SONO: GRASSO % 3,73 PROTEINE % 3,40