

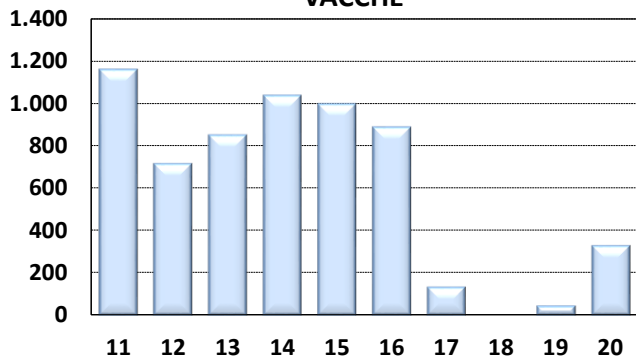


Medie Produzioni Latte/Grasso/Proteine Vacche Razza Frisona Controllate 2020

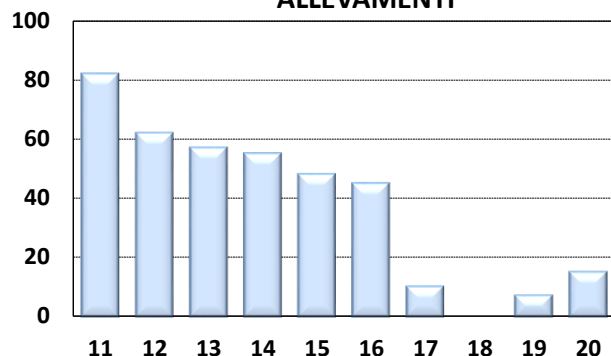
PALERMO

ANNO	CONSISTENZA		TREND FENOTIPICO			VACCHE x ALLEVAMENTO
	ALLEVAMENTI	VACCHE	LATTE KG	GRASSO %	PROTEINE %	
2011	82	1.154	5.976	3,34	3,31	14
2012	62	708	6.416	3,32	3,26	11
2013	57	844	7.806	3,38	3,26	15
2014	55	1.031	7.618	3,39	3,19	19
2015	48	991	7.479	3,35	3,13	21
2016	45	881	7.821	3,15	2,97	20
2017	10	125	7.725	3,61	3,18	13
2018	DATI NON PERVENUTI					
2019	7	37	9.222	3,81	2,84	5
2020	15	321	8.532	3,58	3,25	21

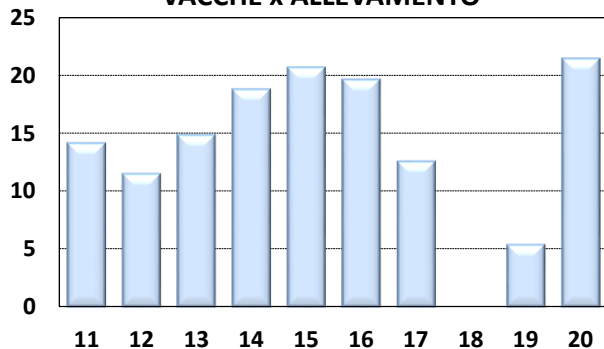
VACCHE



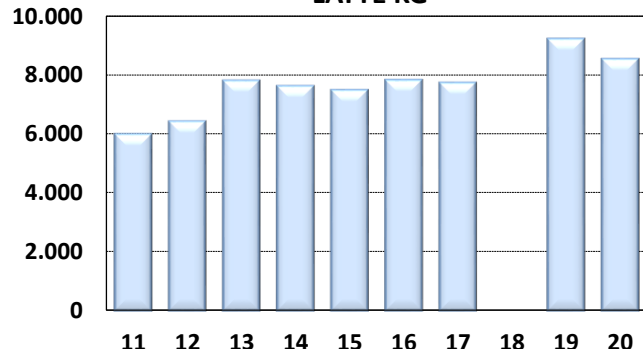
ALLEVAMENTI



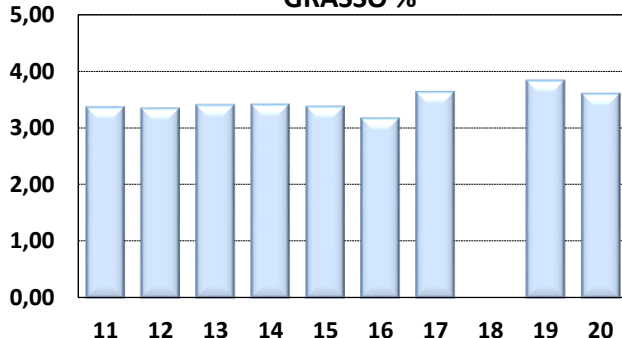
VACCHE x ALLEVAMENTO



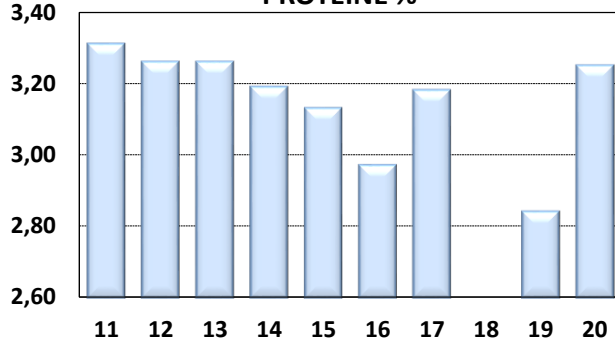
LATTE KG



GRASSO %



PROTEINE %



I DATI DEI CONTROLLI (PESO SU PESO) DIFFERISCONO DAI DATI DI CONSEGNA (PESO SU VOLUME) DI 0,3%. PER IL 2019 LE RELATIVE PERCENTUALI SONO: GRASSO % 3,69 PROTEINE % 3,35