

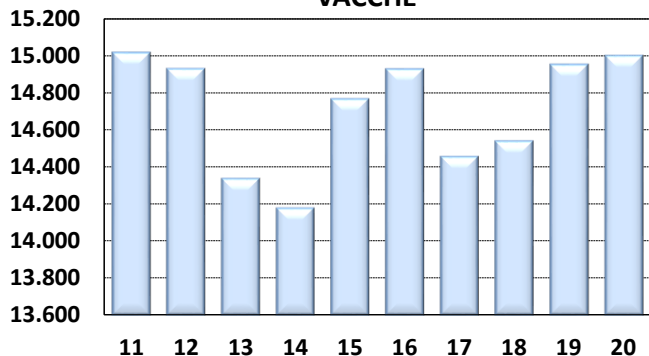


Medie Produzioni Latte/Grasso/Proteine Vacche Razza Frisona Controllate 2020

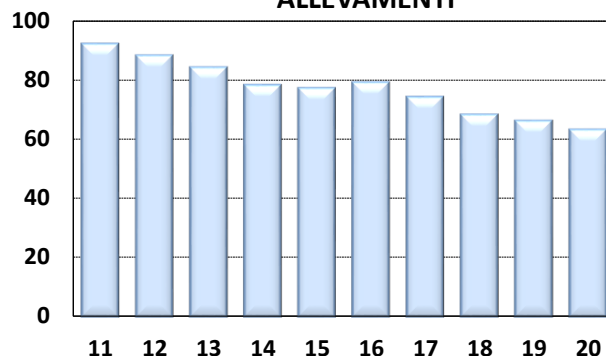
PAVIA

| ANNO | CONSISTENZA | | TREND FENOTIPICO | | | VACCHE x ALLEVAMENTO |
|------|-------------|--------|------------------|----------|------------|----------------------|
| | ALLEVAMENTI | VACCHE | LATTE KG | GRASSO % | PROTEINE % | |
| 2011 | 92 | 15.011 | 8.979 | 3,82 | 3,35 | 163 |
| 2012 | 88 | 14.925 | 9.308 | 3,85 | 3,33 | 170 |
| 2013 | 84 | 14.333 | 9.270 | 3,84 | 3,29 | 171 |
| 2014 | 78 | 14.173 | 9.576 | 3,80 | 3,27 | 182 |
| 2015 | 77 | 14.761 | 9.701 | 3,74 | 3,26 | 192 |
| 2016 | 79 | 14.923 | 9.844 | 3,81 | 3,30 | 189 |
| 2017 | 74 | 14.451 | 10.112 | 3,78 | 3,31 | 195 |
| 2018 | 68 | 14.534 | 10.221 | 3,78 | 3,34 | 214 |
| 2019 | 66 | 14.947 | 10.113 | 3,85 | 3,34 | 226 |
| 2020 | 63 | 14.995 | 10.567 | 3,84 | 3,31 | 238 |

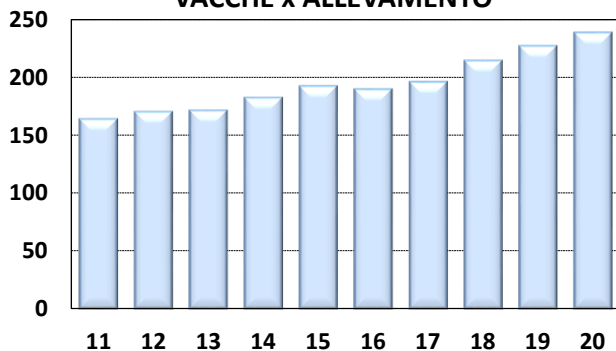
VACCHE



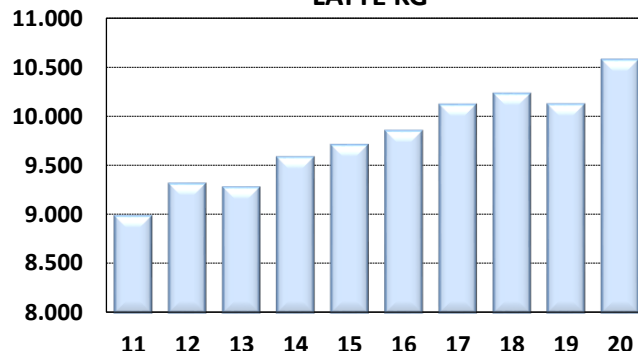
ALLEVAMENTI



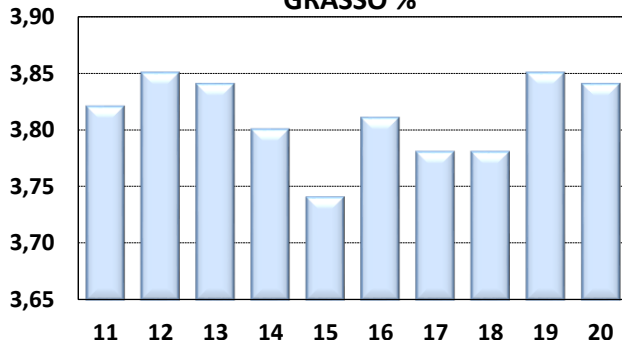
VACCHE x ALLEVAMENTO



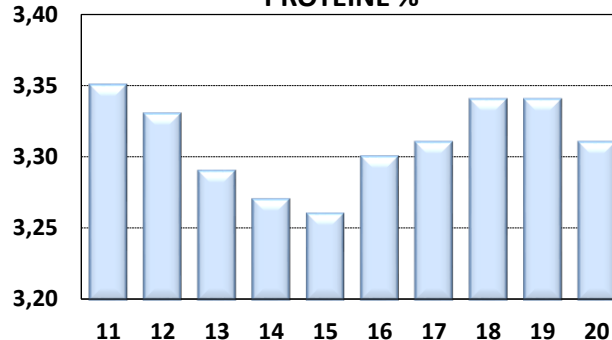
LATTE KG



GRASSO %



PROTEINE %



I DATI DEI CONTROLLI (PESO SU PESO) DIFFERISCONO DAI DATI DI CONSEGNA (PESO SU VOLUME) DI 0,3%. PER IL 2019
LE RELATIVE PERCENTUALI SONO: GRASSO % 3,96 PROTEINE % 3,41