

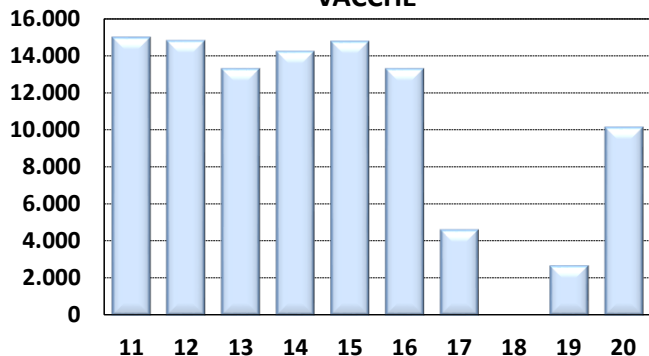


Medie Produzioni Latte/Grasso/Proteine Vacche Razza Frisona Controllate 2020

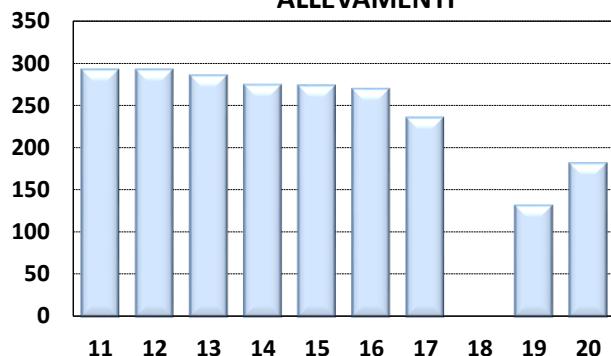
RAGUSA

ANNO	CONSISTENZA		TREND FENOTIPICO			VACCHE x ALLEVAMENTO
	ALLEVAMENTI	VACCHE	LATTE KG	GRASSO %	PROTEINE %	
2011	292	14.916	8.199	3,52	3,28	51
2012	292	14.737	8.066	3,58	3,30	50
2013	285	13.225	7.942	3,56	3,22	46
2014	274	14.164	8.579	3,53	3,17	52
2015	273	14.714	8.521	3,55	3,19	54
2016	269	13.228	7.709	3,48	3,14	49
2017	235	4.527	8.723	3,61	3,17	19
2018	DATI NON PERVENUTI					
2019	131	2.582	12.311	3,82	3,08	20
2020	181	10.074	11.020	3,84	3,26	56

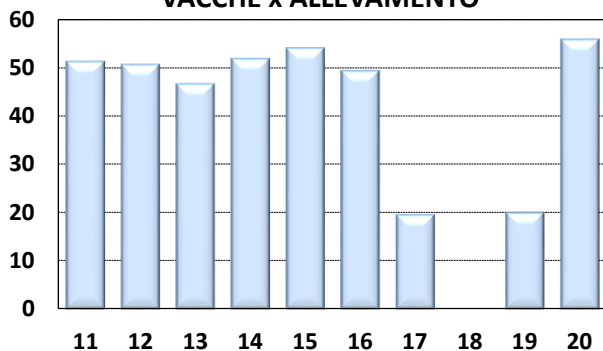
VACCHE



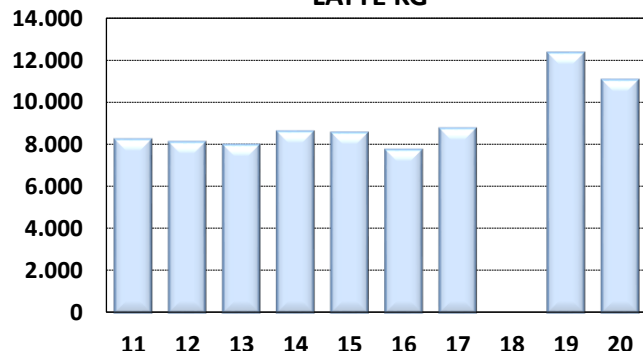
ALLEVAMENTI



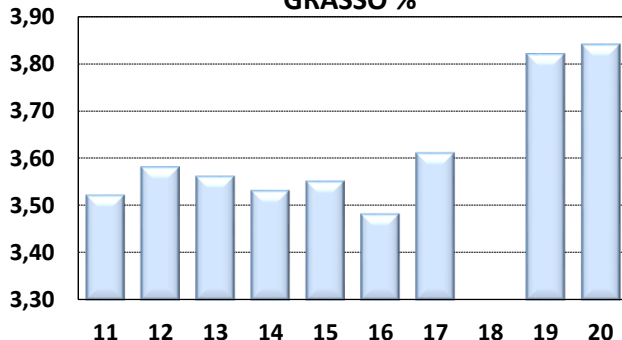
VACCHE x ALLEVAMENTO



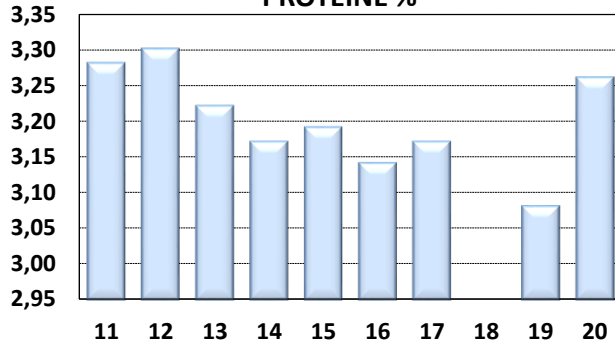
LATTE KG



GRASSO %



PROTEINE %



I DATI DEI CONTROLLI (PESO SU PESO) DIFFERISCONO DAI DATI DI CONSEGNA (PESO SU VOLUME) DI 0,3%. PER IL 2019 LE RELATIVE PERCENTUALI SONO: GRASSO % 3,96 PROTEINE % 3,36