

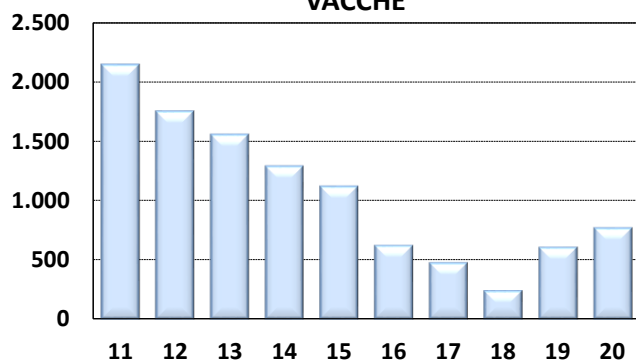


# Medie Produzioni Latte/Grasso/Proteine Vacche Razza Frisona Controllate 2020

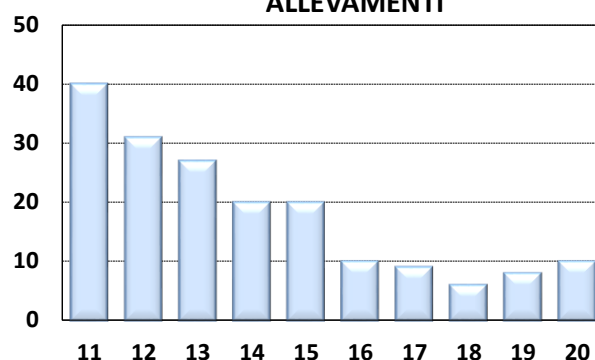
## RIETI

| ANNO | CONSISTENZA |        | TREND FENOTIPICO |          |            | VACCHE x ALLEVAMENTO |
|------|-------------|--------|------------------|----------|------------|----------------------|
|      | ALLEVAMENTI | VACCHE | LATTE KG         | GRASSO % | PROTEINE % |                      |
| 2011 | 40          | 2.139  | 8.834            | 3,52     | 3,34       | 53                   |
| 2012 | 31          | 1.745  | 8.839            | 3,55     | 3,32       | 56                   |
| 2013 | 27          | 1.550  | 8.818            | 3,52     | 3,28       | 57                   |
| 2014 | 20          | 1.284  | 8.729            | 3,44     | 3,28       | 64                   |
| 2015 | 20          | 1.113  | 8.291            | 3,55     | 3,25       | 56                   |
| 2016 | 10          | 612    | 8.779            | 3,46     | 3,23       | 61                   |
| 2017 | 9           | 467    | 8.977            | 3,61     | 3,30       | 52                   |
| 2018 | 6           | 229    | 10.633           | 3,87     | 3,38       | 38                   |
| 2019 | 8           | 596    | 9.973            | 3,61     | 3,35       | 75                   |
| 2020 | 10          | 761    | 9.601            | 3,60     | 3,36       | 76                   |

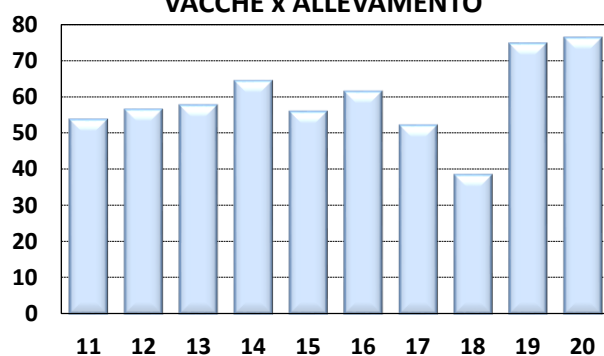
### VACCHE



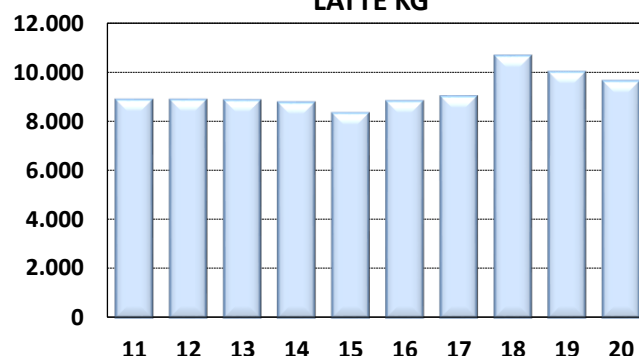
### ALLEVAMENTI



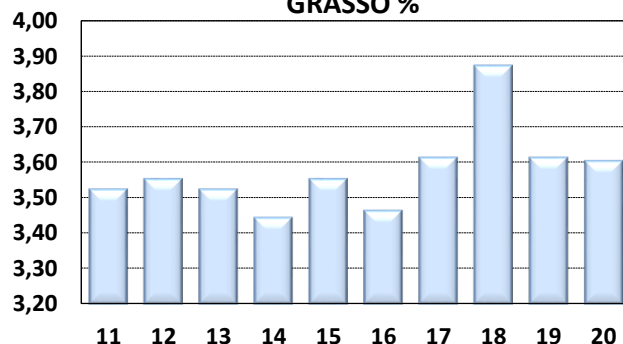
### VACCHE x ALLEVAMENTO



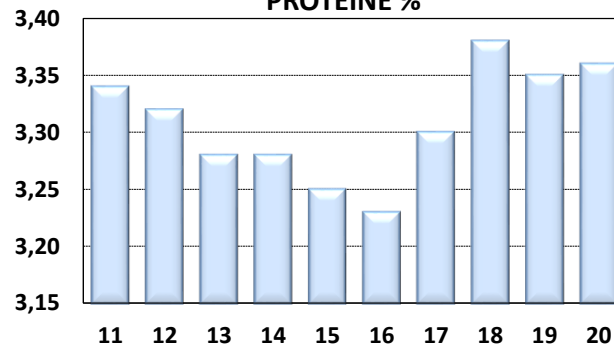
### LATTE KG



### GRASSO %



### PROTEINE %



I DATI DEI CONTROLLI (PESO SU PESO) DIFFERISCONO DAI DATI DI CONSEGNA (PESO SU VOLUME) DI 0,3%. PER IL 2019  
LE RELATIVE PERCENTUALI SONO: GRASSO % 3,71 PROTEINE % 3,46