

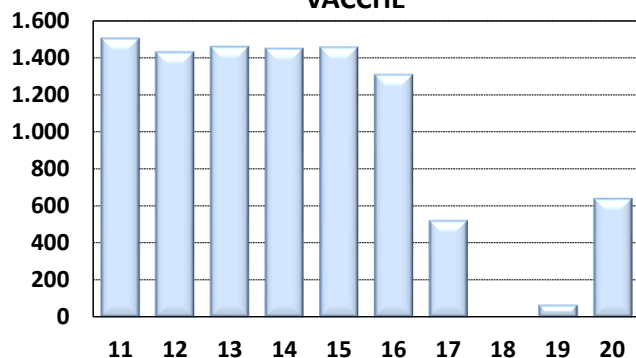


Medie Produzioni Latte/Grasso/Proteine Vacche Razza Frisona Controllate 2020

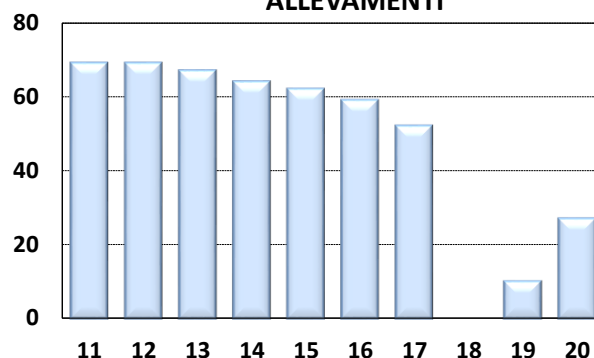
SIRACUSA

ANNO	CONSISTENZA		TREND FENOTIPICO			VACCHE x ALLEVAMENTO
	ALLEVAMENTI	VACCHE	LATTE KG	GRASSO %	PROTEINE %	
2011	69	1.501	7.119	3,55	3,25	22
2012	69	1.427	7.018	3,57	3,26	21
2013	67	1.456	6.892	3,60	3,26	22
2014	64	1.446	7.231	3,64	3,23	23
2015	62	1.453	7.232	3,58	3,22	23
2016	59	1.305	6.711	3,55	3,20	22
2017	52	516	7.250	3,64	3,27	10
2018	DATI NON PERVENUTI					
2019	10	56	9.181	3,82	3,11	6
2020	27	636	9.068	3,47	3,21	24

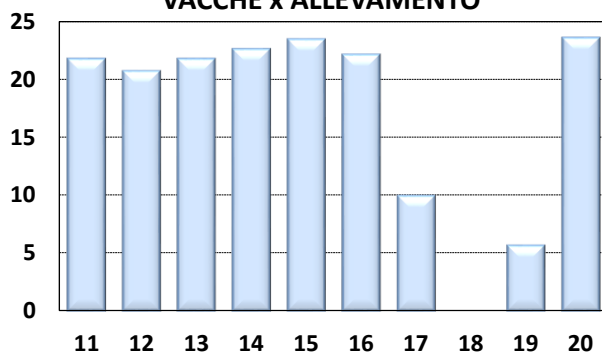
VACCHE



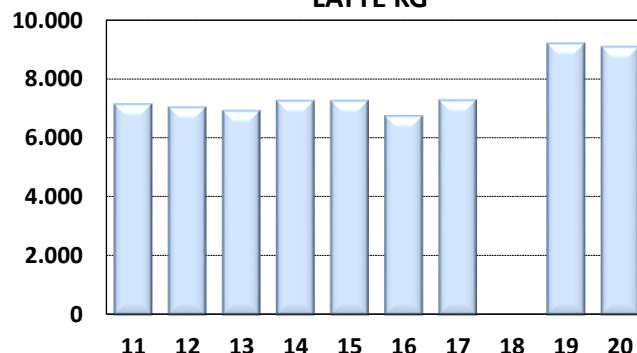
ALLEVAMENTI



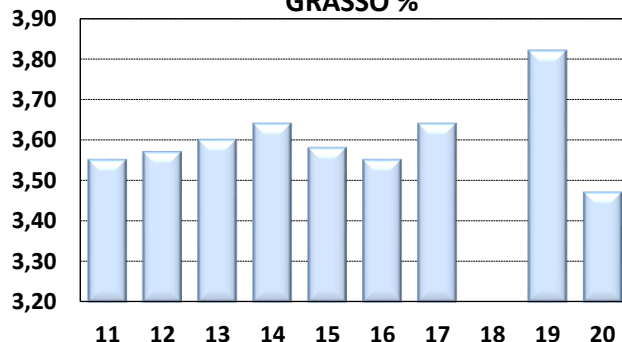
VACCHE x ALLEVAMENTO



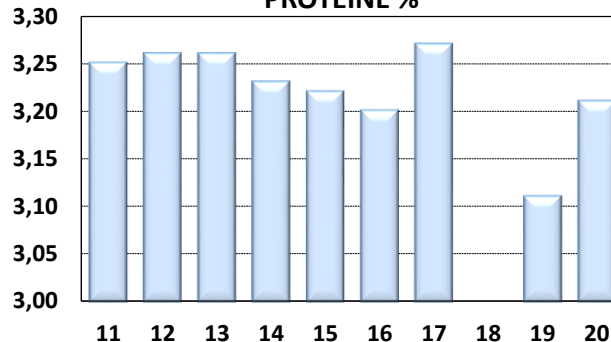
LATTE KG



GRASSO %



PROTEINE %



I DATI DEI CONTROLLI (PESO SU PESO) DIFFERISCONO DAI DATI DI CONSEGNA (PESO SU VOLUME) DI 0,3%. PER IL 2019 LE RELATIVE PERCENTUALI SONO: GRASSO % 3,57 PROTEINE % 3,31