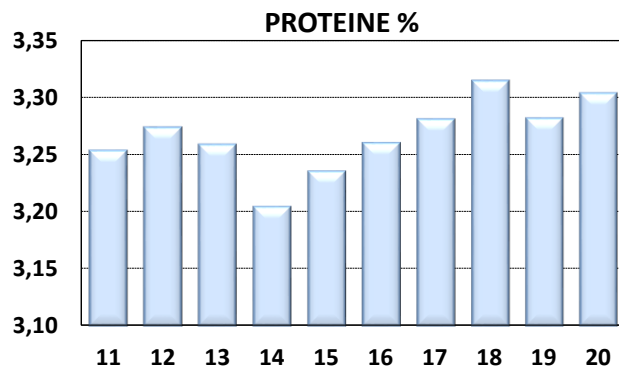
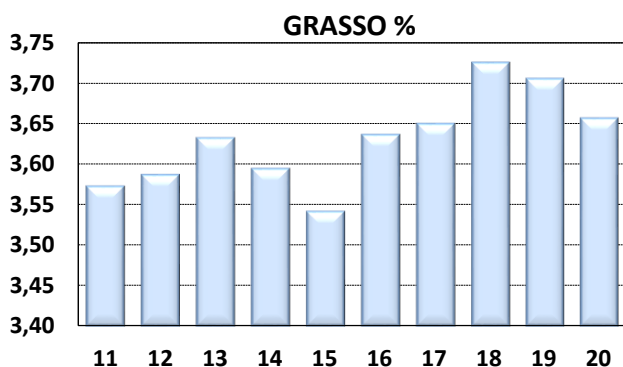
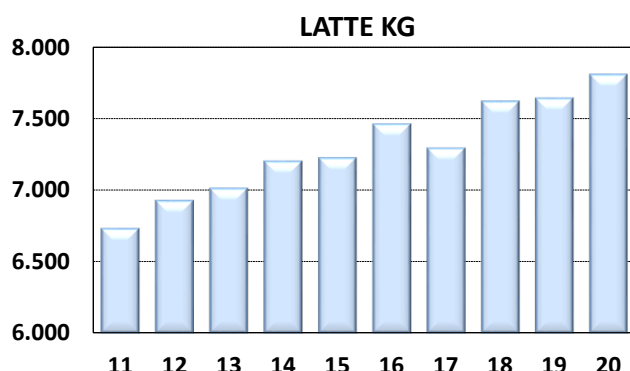
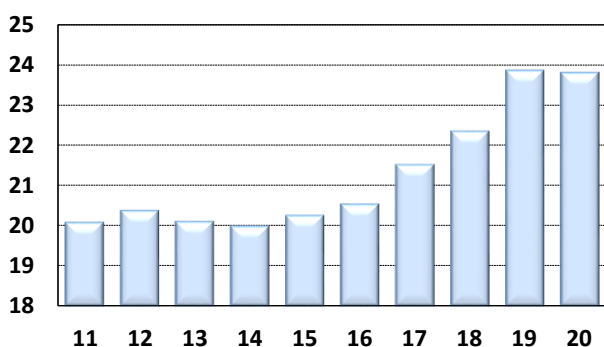
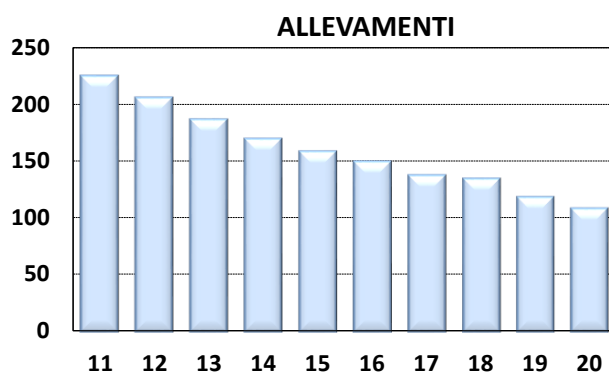
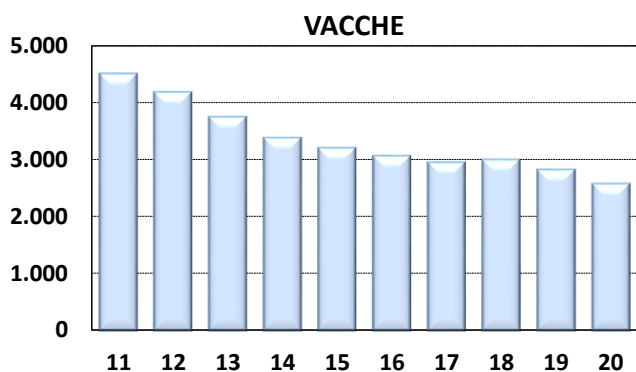




Medie Produzioni Latte/Grasso/Proteine Vacche Razza Frisona Controllate 2020

MOLISE

ANNO	CONSISTENZA		TREND FENOTIPICO			VACCHE x ALLEVAMENTO
	ALLEVAMENTI	VACCHE	LATTE KG	GRASSO %	PROTEINE %	
2011	224	4.491	6.721	3,57	3,25	20
2012	205	4.170	6.917	3,59	3,27	20
2013	186	3.733	7.002	3,63	3,26	20
2014	169	3.373	7.191	3,59	3,20	20
2015	158	3.195	7.216	3,54	3,23	20
2016	149	3.055	7.452	3,64	3,26	21
2017	137	2.944	7.284	3,65	3,28	21
2018	134	2.991	7.611	3,72	3,31	22
2019	118	2.813	7.632	3,70	3,28	24
2020	108	2.569	7.799	3,66	3,30	24



I DATI DEI CONTROLLI (PESO SU PESO) DIFFERISCONO DAI DATI DI CONSEGNA (PESO SU VOLUME) DI 0,3%. PER IL 2020
LE RELATIVE PERCENTUALI SONO: GRASSO % **3,77** PROTEINE % **3,40**